

Absorbent Glass Mat (AGM) technology for superior performance. Valve regulated, spill proof construction allows safe operation in any position. Approved for transport by air. D.O.T., I.A.T.A., F.A.A. and C.A.B. certified. U.L. recognized under file number MH 20567.

Maintenance-Free



Due to continuous improvements to our products, product may vary slightly from depiction.

Specification

Nominal Voltage	12 volts		
Nominal Capacity	77° F (25° C)		
20-hr. (3.00 A)	60.0 Ah		
10-hr. (5.58 A)	55.8 Ah		
5-hr. (10.2 A)	51.0 Ah		
1-hr. (36.0 A)	36.0 Ah		
Approximate Weight	38.1 lbs (17.3 kgs)		
Internal Resistance (approx.)	6 mΩ		
Shelf Life (% of normal capacity at 68° F (20° C))			
3 Months	6 Months	12 Months	
91%	83%	64%	
Temperature Dependency of Capacity (20 hour rate)			
104° F	77° F	32° F	5° F
102%	100%	85%	65%
AGM Operational Temperature			
Charge	32° F to 104° F (0° C to 40° C)		
Discharge	5° F to 113° F (-15° C to 45° C)		
AGM Storage Temperature	5° F to 104° F (-15° C to 40° C)		

Charge Method (Constant Voltage)

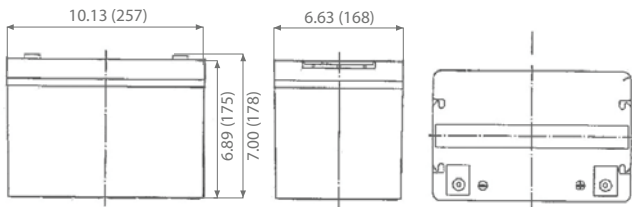
Cycle Use (Repeating Use)

Initial Current	18.0 A or smaller
Control Voltage	14.6 - 14.8 V

Float Use

Control Voltage	13.6 - 13.8 V
-----------------	---------------

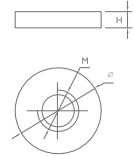
Physical Dimensions: in (mm)



L: 10.13 in (257 mm)
W: 6.63 in (168 mm)
H: 6.89 in (175 mm)
TH: 7.00 in (178 mm)

Tolerances are +/- 0.04 in. (+/- 1 mm) and +/- 0.08 in. (+/- 2 mm) for height dimensions. All data subject to change without notice.

Terminals



Type	Dimension	M	∅	H
I6		6.00 mm 0.24 in	16.0 mm 0.63 in	6.00 mm 0.24 in

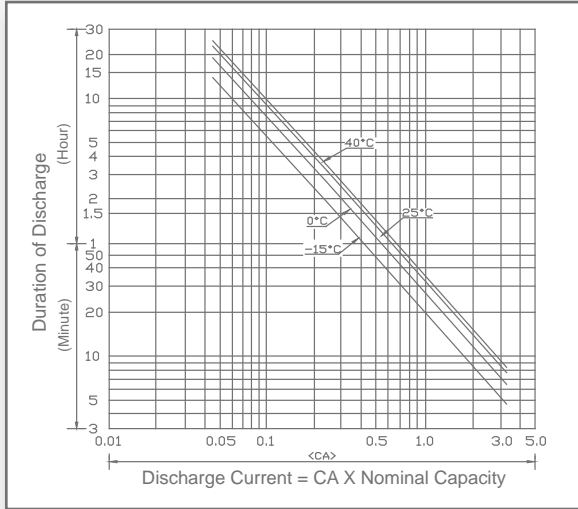
Constant Current Discharge Characteristics Unit:A (25°C, 77°F)

F.V/Time	5MIN	10MIN	15MIN	30MIN	1HR	2HR	3HR	5HR	8HR	10HR	20HR
9.60V	169.9	140.2	110.12	66.98	37.05	22.27	16.78	10.76	6.94	5.786	3.037
9.90V	164.8	136.0	107.92	65.64	36.31	22.16	16.70	10.71	6.91	5.757	3.022
10.2V	161.4	133.2	105.72	64.30	35.57	21.95	16.53	10.60	6.88	5.734	3.010
10.5V	152.0	129.0	102.42	62.29	34.46	21.73	16.36	10.50	6.86	5.717	3.001
10.8V	139.3	125.2	100.43	61.08	33.79	21.51	16.20	10.39	6.84	5.700	2.993

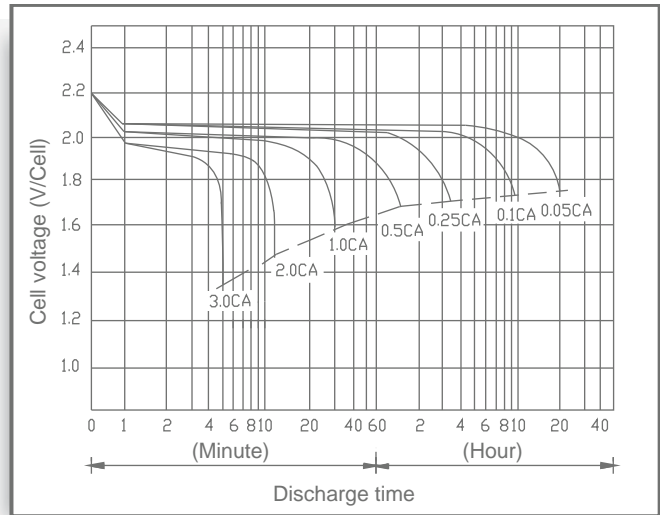
Constant Power Discharge Characteristics Unit:W (25°C, 77°F)

F.V/Time	5MIN	10MIN	15MIN	30MIN	1HR	2HR	3HR	5HR	8HR	10HR	20HR
9.60V	1834	1531	1222	751	422.4	257.9	197.3	127.2	83.3	69.1	36.45
9.90V	1779	1485	1185	736	413.9	256.7	196.3	126.6	82.9	68.7	36.27
10.2V	1743	1455	1161	721	405.5	254.1	194.4	125.3	82.6	68.5	36.13
10.5V	1642	1409	1125	699	392.8	251.6	192.4	124.1	82.3	68.3	36.02
10.8V	1504	1367	1103	685	385.2	249.0	190.5	122.8	82.1	68.1	35.91

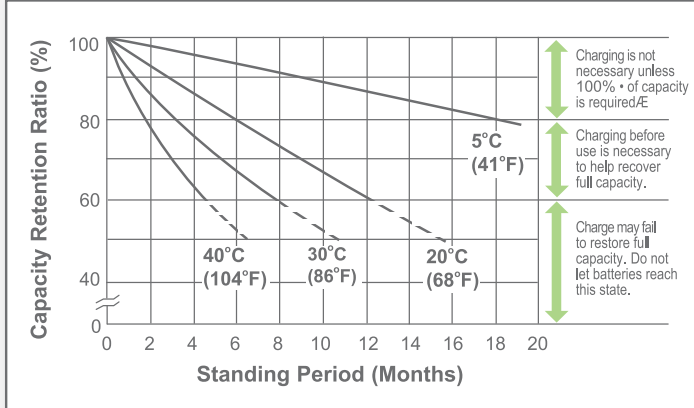
Discharge Time vs. Discharge Current



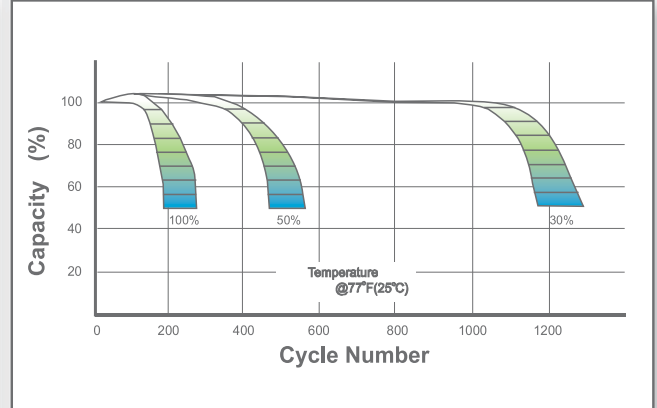
Discharge Characteristics



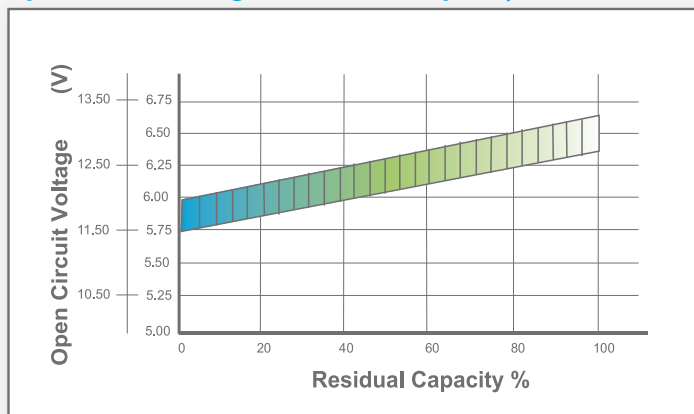
Shelf Life & Storage



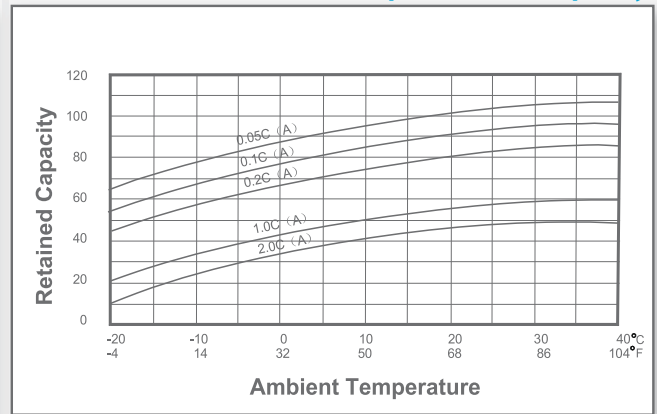
Cycle Life vs. Depth of Discharge



Open Circuit Voltage vs. Residual Capacity



Effect of Temperature on Capacity



Charge Current & Final Discharge Voltage

Application	Charge Voltage(V/Cell)			Max.Charge Current	Final Discharge Voltage V/Cell	Discharge Current(A)
	Temperature	Set Point	Allowable Range			
Cycle Use	25°C(77°F)	2.45	2.43-2.47	0.30C	1.75	1.70
Standby	25°C(77°F)	2.28	2.27-2.30		1.60	1.30
						0.2C>(A)
						0.2C<(A)<0.5C
						0.5C<(A)<1.0C
						(A)>1.0C



Let UPG Power Your Life.

www.upgi.com