



BLU SERIES

Sealed Lead-Acid Power Cell

Absorbant Glass Mat (AGM) technology for superior performance. Valve regulated, spill proof construction allows safe operation in any position. Approved for transport by air. D.O.T., I.A.T.A., F.A.A. and C.A.B. certified. U.L. recognized under file number MH 20567.

UPG No. 40926

HC1800-BLU

GROUP SIZE 24

Specification

Nominal Voltage	12 volts		
Nominal Capacity	77° F (25° C)		
20-hr. (3.75A)	75.0 Ah		
10-hr. (6.98A)	69.8 Ah		
5-hr. (12.8A)	63.8 Ah		
1-hr. (45.0A)	45.0Ah		
Max. Wattage	1800 W		
Approximate Weight	50.7 lbs (23.0 kg)		
Internal Resistance (approx.)	6mΩ		
Shelf Life (% of normal capacity at 77° F (25° C))			
3 Months	6 Months	12 Months	
91%	82%	64%	
Temperature Dependency of Capacity (20 hour rate)			
104° F	77° F	32° F	5° F
102%	100%	85%	65%
AGM Operational Temperature			
Charge	0°C to 40°C		
Discharge	-15°C to 45°C		
AGM Storage Temperature	-15°C to 40°C		



Due to continuous improvements to our products, product may vary slightly from depiction.

Charge Method (Constant Voltage)

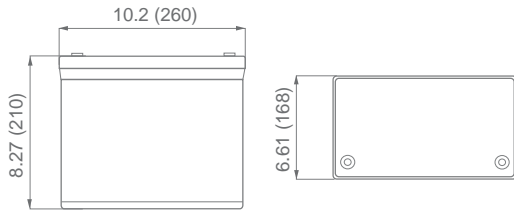
Cycle Use (Repeating Use)

Initial Current	22.5 A or smaller
Control Voltage	14.6-14.8 V

Float Use

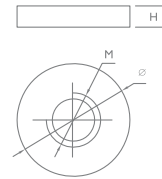
Control Voltage	13.6-13.8 V
-----------------	-------------

Physical Dimensions: in (mm)



L: 10.2 in (260 mm)
W: 6.61 in (168 mm)
H: 8.27 in (210 mm)
 Tolerances are +/- 0.04 in. (+/- 1mm) and +/- 0.08 in. (+/- 2mm) for height dimensions. All data subject to change without notice.

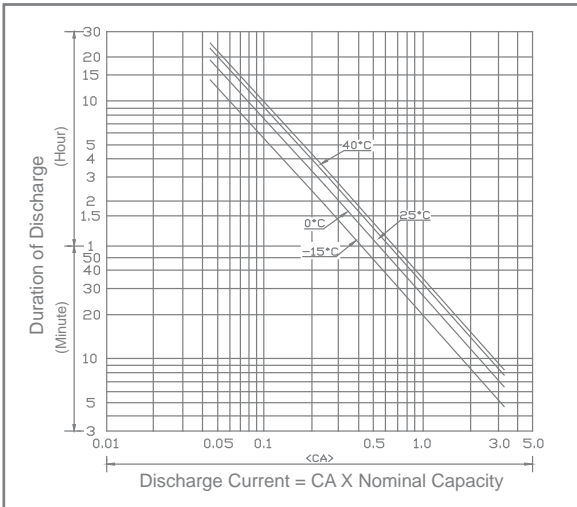
TERMINALS (Internal Thread 3/8")



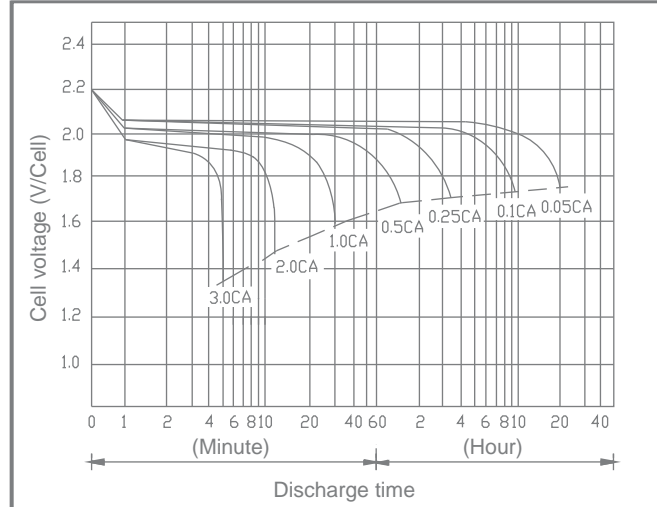
Type	Dimension	M	Ø	H
Internal Thread		7.88 mm .312 in	15.8 mm 0.62 in	3.68 mm 0.14 in

Polarity
Positive on Left

DISCHARGE TIME VS. DISCHARGE CURRENT



DISCHARGE CHARACTERISTICS



All specifications are subject to change without notice.



www.kinetikpower.com

488 S. Royal Lane | Coppell, Texas 75019 | P 469.892.1122 | T 866.892.1122 | F 469.892.1123 | sales@upgi.com

Copyright©2016 Universal Power Group, Inc. All rights reserved. Kinetik® is a registered trademark of Universal Power Group, Inc.



BLU SERIES

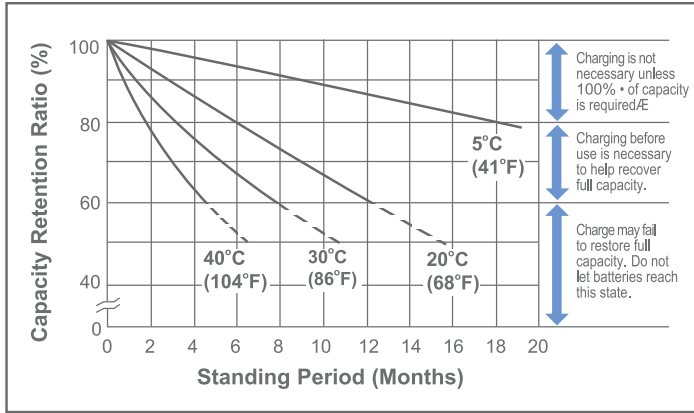
Sealed Lead-Acid Power Cell

UPG No. 40926

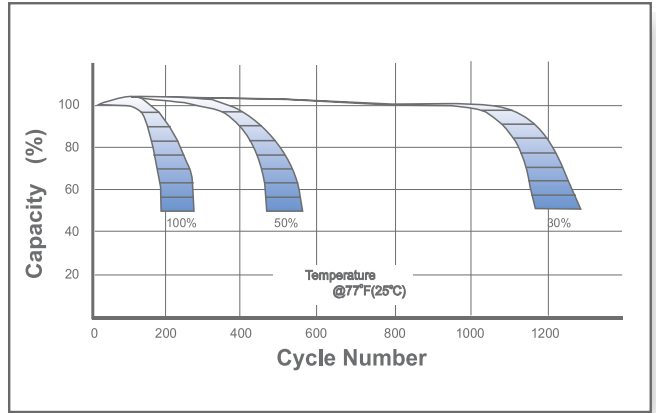
HC1800-BLU

GROUP SIZE 24

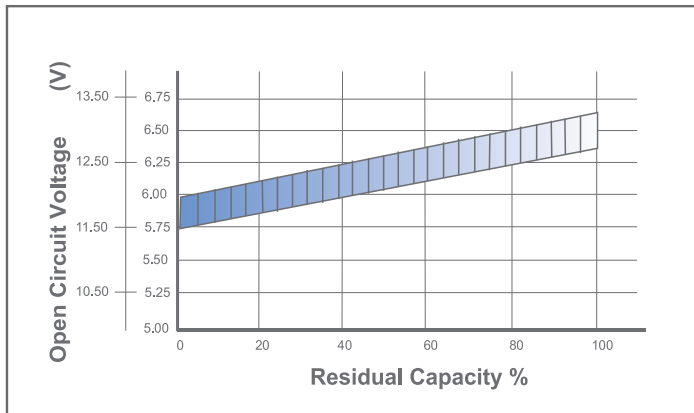
SHELF LIFE & STORAGE



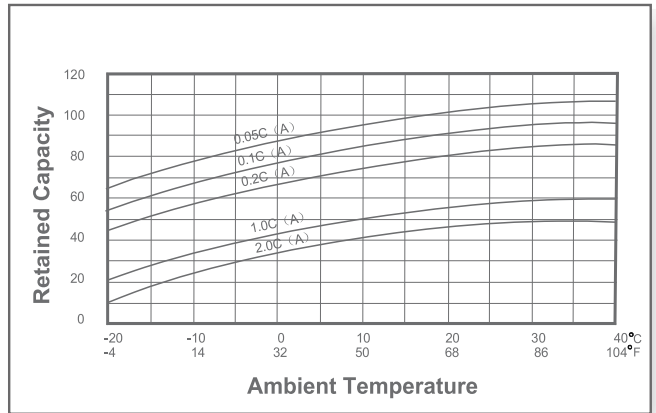
CYCLE LIFE VS DEPTH OF DISCHARGE



OPEN CIRCUIT VOLTAGE VS RESIDUAL CAPACITY



EFFECT OF TEMPERATURE ON CAPACITY



CHARGE CURRENT & FINAL DISCHARGE VOLTAGE

Application	Charge Voltage(V/Cell)			Max.Charge Current	Final Discharge Voltage V/Cell	Discharge Current(A)	Final Discharge Voltage V/Cell	Discharge Current(A)	Final Discharge Voltage V/Cell	Discharge Current(A)
	Temperature	Set Point	Allowable Range							
Cycle Use	25°C(77°F)	2.45	2.43~2.47	0.30C	1.75	0.2C>(A)	1.70	0.2C<(A)<0.5C	1.60	0.5C<(A)<1.0C
Standby	25°C(77°F)	2.28	2.27~2.30		1.30	>1.0C				

